


# 7 WAYS TO HELP YOU CO-PRECEPT SUCCESSFULLY



Discuss scheduling and precepting styles with your co-preceptor(s)

1 month prior to placement



Decide how you will regularly communicate as co-preceptor(s)

HOW?

WHEN?



Determine shared expectations of the student(s) (e.g documentation, care plan style, patient load and workload) and divide feedback and assignment responsibilities




Communicate the shared expectations with the student(s) on day 1




Share feedback from all preceptors for all assessments



Regularly discuss student progress and feedback at handover times with each other and with the student(s) (early on, at transition times, midpoint, and final)



Debrief with co-preceptor(s) and student(s) at the end to discuss learning experience



For more information visit:

[HTTPS://WWW.UALBERTA.CA/PHARMACY/PRECEPTORS/RESOURCES/MODELS-OF-PRECEPTING/CO-PRECEPTING-MODEL.HTML](https://www.ualberta.ca/pharmacy/preceptors/resources/models-of-precepting/co-precepting-model.html)

