


Co-Precepting Model: What Should I Know as a Student?



What does co-precepting look like?

- As a student you will have two or more preceptors who supervise you throughout the duration of your placement. Most commonly, it involves 2 preceptors.
- You may have all preceptors support you simultaneously or you may spend some time with each preceptor with no overlap, sequentially.





What should I expect as a student?

- You will meet two or more pharmacists that will provide a diversity of practice styles, perspectives, teaching styles and expertise.
- You may have different daily routines with each preceptor.



What are some benefits and challenges of a co-precepting model from the literature?

Benefits 	Challenges 
<ul style="list-style-type: none"> • Exposure to different teaching methods, personalities, perspectives, and practicing styles. • May have increased patient care opportunities depending on co-precepting arrangement. • Fosters independence and allows student to be responsible for communicating patient progress to incoming preceptor at transition times. 	<ul style="list-style-type: none"> • Learner anxiety in trying to meet expectations of different preceptors. • Staff at the practice site may be unclear of expectations and have role confusion in regards to the different learners and preceptors. • Preceptors may have difficulty getting to know and assessing individual learners.

Tip and Strategies for Success to take full advantage of the co-precepting model:



- Ask: who your co-preceptors will be, their emails and for the co-precepting schedule or plan during the placement.
- Prior to and during the placement, share your learning plan, learning goals and progress on them with all your preceptors, at each transition.
- Take initiative to determine the communication strategy that you and your co-preceptors will use for **How, When and What** you will communicate. e.g. via email, in person meetings, telephone or shared online documents for updates, scheduling and tracking of progress/goals/feedback.)
- If possible, in the first week meet with all your preceptors together to talk about shared expectations.
- During placements have scheduled sessions with all your preceptors discuss feedback on your progress.
- Provide feedback to all your preceptors on how they can better meet your needs as a learner.

For more information visit:



<https://www.ualberta.ca/pharmacy/preceptors/resources/models-of-precepting/co-precepting-model.html>



Created by: Laura Andrade (PharmD student)