

DIGGING SAFELY AROUND NATURAL GAS LINES



STEP 1: CALL or CLICK BEFORE YOU DIG

Provincial Regulations make it mandatory that the location of all underground pipelines, cables and conduits be established and marked in an area where there will be excavation. The University of Alberta Utilities is part of the Alberta One-Call system. Visit [ClickBeforeYouDig](#) - Submit a locate request to get your primary underground utilities marked. To request a gas line location from us, call (780) 492-5713 at least five full working days before your planned excavation.

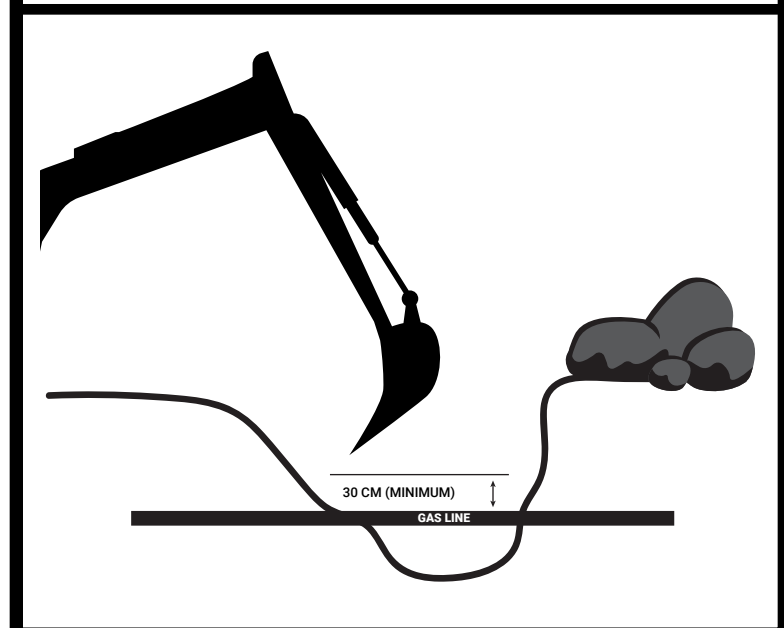
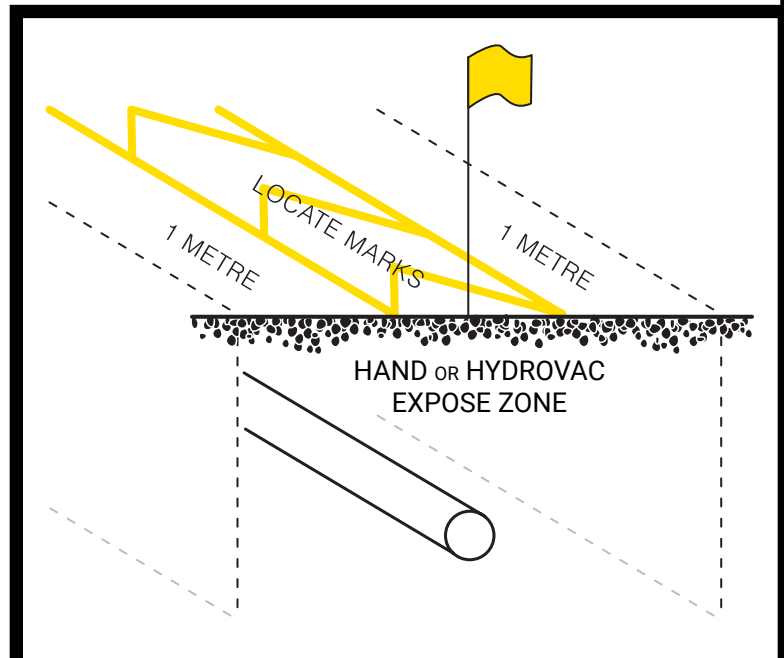
STEP 2: SAFELY EXPOSE THE GAS LINE

Do not excavate with mechanical equipment within one (1) meter of a gas line without first exposing the line. Pipelines may change direction, so expose the pipeline at enough locations to make sure it's where you think it is before using mechanical equipment. Once the gas line has been exposed, mechanical equipment may be used to dig carefully in the vicinity of the line - **but no closer than 30 cm!**

STEP 3: DIG CAREFULLY & SAFELY

Sometimes a gas line is safely exposed and then damaged once mechanical equipment is used to complete the excavation. Observing the following points can help to ensure that you are not the victim of such damage:

- Be careful not to move or alter any stakes or flags that mark the gas line location - if this happens, DON'T GUESS! Be safe, request another locate.
- If you will be digging in an area away from where the gas line is exposed, don't assume there are no other lines unless we have indicated that our locate covers that area as well.
- Don't use mechanical excavating equipment within 30 cm of a gas line even after it's been exposed - sometimes there are fittings on the line that you can't see and, even if you are careful, the lines can be scratched or punctured.
- Make sure the person operating the equipment understands where the gas lines are and where it is or is not safe to dig. It is strongly recommended you have a helper present at the edge of the excavation to watch for pipelines that the operator might not see and to warn when the operation is getting too close for safe excavation.



DIGGING SAFELY AROUND NATURAL GAS LINES continued...



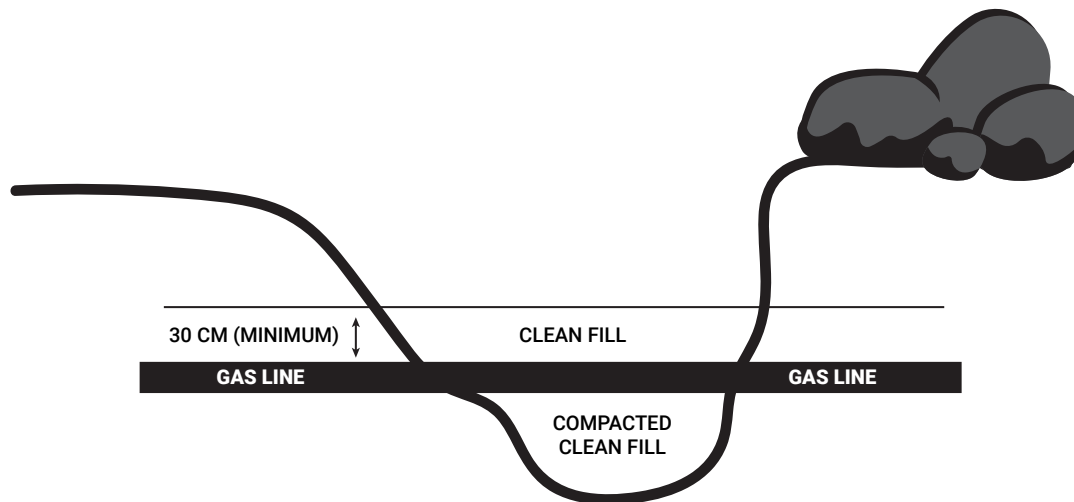
UNIVERSITY
OF ALBERTA

STEP 4: BACKFILL WITH CARE

Gas lines can be broken from the weight of backfill material, if care is not taken. Even if the line isn't broken, the protective coating may be damaged and corrosion may occur in the future. Follow these basic guidelines when backfilling around a gas line.

- Make sure the pipe is properly supported underneath by clean compact fill.
- Make sure fill material that has rocks, sharp objects or frozen dirt does not come in contact with the pipe or pipe coating - padding with clean fill for a minimum of 30 cm on top of the pipe may be required to achieve this.
- Even if the pipe is padded, place but don't dump backfill material over the pipe to prevent stress on the gas line while backfilling is being completed.

Remember - any damage to the pipe, its coating, or tracer wire must be reported to the University of Alberta Utilities immediately. **Even if you don't smell or hear escaping gas, the line may be leaking at a point away from the actual damage.**



EMERGENCY INFORMATION

If a University of Alberta Utilities pipeline is damaged during an excavating procedure:

1. Clear people from the vicinity and prevent people from approaching the area from which gas is escaping.
2. Shut off all vehicles and equipment and remove or extinguish all other potential sources of ignition. Do not smoke or allow open flame anywhere near the site.
3. Call University of Alberta Utilities immediately at **(780) 492-5713** or in case of an emergency at **(780) 492-5555**.
4. Do not attempt to stop the flow of gas if you are not qualified to do so. Do not attempt to extinguish a gas fire until control of the gas flow has been achieved unless it is necessary for rescue or to prevent injury.

This document provides information regarding safe work practices in relation to University of Alberta gas facilities. Employers and contractors have responsibilities under the Alberta Occupational Health and Safety (Alberta OHS) Act, Code and Regulation, Part 32. When there is a conflict between this document and any bylaws, legislation, or regulation, the relevant law prevails. Any reliance placed on this information is strictly at your own risk. The University of Alberta does not assume any responsibility or liability for any action, loss or damage that arises out of, or is in connection, with the information contained in this document.